









PACKING INSTRUCTIONS

Test #: 376	Customer/Test Name: CCI	Test Date: 3/31/10
Shipment of 21 vials of 100cc - frozen pharmaceutical products.		

Item(s) Needed	Item(s) #1	Step #1
Corrugated Box: 2X-026 Airliner®: 25-026 Details: Airliner® inflated with air. Placed in a corrugated box.		
Item(s) Needed	Item(s) #2	Step #2
21 vials of 100cc of frozen product. Details: Vials are inserted in the biohazard bag.		
Item(s) Needed	Item(s) #3	Step #3
Ziploc bag. Details: Biohazard bag with vial inserted in the ziploc bag.		
Item(s) Needed	Item(s) #4	Step #4
Product box. Details: Bag is inserted in the box.		

PACKING INSTRUCTIONS

Test #: 376	Customer/Test Name: CCI	Test Date: 3/31/10
Shipment of 21 vials of 100cc - frozen pharmaceutical products.		

Item(s) Needed	Item(s) #5	Step #5
<p>2 moisture absorption bags.</p> <p>Details: Put box at the bottom of the Airliner in its corrugated box flat.</p>		
Item(s) Needed	Item(s) #6	Step #6
<p>5 lbs of dry ice in a 3/16" bubble wrap bag.</p> <p>Details: Lay dry ice bag on top of the product box.</p>		
Item(s) Needed	Item(s) #7	Step #7
<p>1/2" bubble wrap sheets - 12" x 12"</p> <p>Details: Fill void with bubble wrap sheets x 2</p>		
Item(s) Needed	Item(s) #8	Step #8
<p>Closing procedures.</p> <p>Details: Follow instructions from QW-US.02-040.</p>		